


METER NEWS

Issue Number 174 Apr 2015



Editor: Alastair Nixon, 7 Bramblegate, Edgumbe Park, Crowthorne, Berks, RG45 6JA. Tel: +44 (0) 1344 775378
Email: nixon48@gmail.com Web site: <http://www.meterfranking.co.uk>

Meter of the Month

On pages 104-1 and 106-6 we illustrated two Universal Midget machines with mixed Design types. Now Peter Mantell reports three further examples. The illustration above shows a combination of Design B and Design D.

The other two examples are shown below. They are, respectively, Design C with Design D and Design D with Design E.



The Midget was capable of holding two or three different value dies. On page 8, an extract from the Operating Instructions for the Midget machine is given, that explains the control mechanism that was used to obtain multiple-value franks.

Acknowledgements

My thanks this month go to Jon Aitchison, Michael Dobbs, Alan Godfrey, Peter Huss, Peter Mantell, and Robert Petts for their reports, communications or contributions.

Latest Numbers

Below is the list of 'latest numbers' as at the end of April 2015 – with updates shown in red. Please could I have the next reports by 28th May - thanks. In the list below, the part of the serial number that directly relates to the model is underlined.

In the table below, note that those entries that have a date format with hyphen separators are the ones in 'Design J' (matrix) format.

Frama (UK)

Matrix F2, F4, F6	<u>F1003875</u>	10.10.14	See MN 168
Matrix F12 etc.	<u>FR2000889</u>	12-02-15	See MN 172

Francotyp-Postalia

Optimail 25/35	<u>F04115620</u>	04.06.14	See MN 164
Centormail 240/300	<u>FC5110688</u>	28.04.14	See MN 163
MyMail / PostagePro	<u>FM2657744</u>	07-01-15	See MN 171
PostBase Qi3/4/6/9	<u>FP6110841</u>	25.04.14	See MN 173
PostBase Qi3/4/6/9	<u>FP6114103</u>	27-03-15	Reported by AN
Ultimail	<u>FU3117315</u>	23.05.14	See MN 164

Neopost

IS-330	<u>N1052975</u>	09.06.14	See MN 168
IS-350	<u>N1182423</u>	13.02.15	See MN 172
Various upgraded	<u>N1240736</u>	19.03.15	See MN 173
IS-480	<u>N3030453</u>	31.03.15	Reported by PM
IS-240 / IS-280	<u>N3319102</u>	15.04.14	See MN 162
IS-5000/6000	<u>N5001705</u>	20.10.14	See MN 168
IS-240/280	<u>NE6004301</u>	13-03-15	Reported by PM
IS-480	<u>NE8005242</u>	15-04-15	Reported by PM
IS-5000/6000	<u>NE9000321</u>	16-04-15	Reported by PM, see below

Pitney Bowes

DM160i/220i	<u>PB170261</u>	11-03-15	See MN 173
DM110i?	<u>PB2003376</u>	17-04-15	Reported by AN
DM50, 55	<u>PB365427</u>	11.03.14	See MN 173
Connect+ 1000 etc.	<u>PB551797</u>	23.04.14	See MN 162
Connect+ 10FC etc.	<u>PB557669</u>	02-04-15	Reported by AG
DM 400, 450, 475	<u>PB620578</u>	30.03.15	Reported by AN
DM 400, 450, 475	<u>PB6626350</u>	19-02-15	See MN 173
DM 110i	<u>PB882373</u>	07.04.15	Reported by PM

Advanced Mail Codes

AAGK-HY	NE9000321	16-04-15	Reported by PM
----------------	------------------	-----------------	-----------------------


Further to the report last month of the update to the FU9 dead series with FU90001151 dated 01.10.14, Peter Mantell reports an example of FU90001153 dated 09.06.11.

Latest Number Images

Here are images of the latest numbers reported this month – with contributor's initials etc. shown in the bottom left of each image.



Latest Number Images Continued




Mailmark™ News – Pitney Bowes

Further to page 173-7, Peter Mantell reports that all manufacturers appear to be using Tariff Code '6' in the matrix block since the recent rate changes. Reports of any Tariff Codes other than '6' on mail items dated on or after the change of postal rates on 31st March 2015 would be welcome.

Recent Interesting Items


On page 166-4 we illustrated a frank (serial FR2000005) with 'UK' included on an 'inland' item. Seven months on, your editor reports this same machine still showing 'UK' in the frank.




Peter Mantell has found this left-justified Francotyp-Postalia frank from a company called Stack Ltd., based in London W1. It is also unusual to find a town mark inscribed 'LONDON' on its own – i.e. without any district being shown.



Your editor has found this 'FIRST CLASS' mini die on an item franked at the second class rate.




Further to page 173-5, Peter Mantell has found another surcharge item. The matrix block decodes as Format 9, Class 9, Mail Type 9999 and Item 0000461. This item was franked with the correct payment for 1st class inland mail, so presumably the user selected 'Surcharge Payment' on the machine in error.



Coloured Slogans


This month we report five new black slogans. The first is from your editor, the others are from Peter Mantell.

PA Consulting Services Ltd
Cambridge Technology Centre
Back Lane
Melbourn Royston SG8 6DP



Delivered by
Royal Mail

25-03-15
£0.49 PB556903



1
Letter


RETURN ADDRESS
Colmore Gate,
2-6 Colmore Row,
Birmingham,
B3 2QD

Delivered by
Royal Mail

27-02-15
£0.49 PB556237




1
Letter

 Return Address
Tollers Solicitors
2 Castilian Street
Northampton
NN1 1JX

Delivered by
Royal Mail

01-04-15
£0.36 PB556359



2
Letter

Return Address
Civic Centre
Station Road
HarrowHA1 2XF

Advanced Mail
Second Class
AAAC-TXCJ-CSKH

Delivered by
Royal Mail



ROYAL MAIL
POSTAGE PAID GB
372

 Environment Agency

Return Address
Horizon House
Deanery Road
Bristol
BS1 5AH

Delivered by
Royal Mail

31-03-15
£0.36 PB556087




2
Letter

Meter Correction Handstamps

Peter Mantell reports three interesting meter correction handstamps.

The first (alongside) was applied at the North West Mail Centre based in Wolverhampton and is circular with the date in black. Presumably, this was applied because of the under-payment of 2p. Normally such items receive a 'Revenue Protection' handstamp.

The second (below) was applied at the Bristol Mail Centre and is triangular with the date in red. Presumably, this mail item was franked the day before but failed to make the collection that day.



The third item shows a 'Revenue Protection / Fully Paid 2nd Class' handstamp being used as a date correction handstamp as the item was franked with the correct postage for inland 2nd class. The other interesting point about this handstamp is that it is inscribed 'Teesside Mail Centre' (Middlesbrough) which actually ceased to be a Mail Centre in 2013 when operations moved to Tyneside Mail Centre in Gateshead. It is possible that some initial processing is still being done at Middlesbrough and that the handstamp is being retained there until a replacement is required due to deterioration.




Historic Items


Further to page 1, below is an extract from the Operating Instructions for the Universal Midget machine, kindly provided by Jim Ashby some time ago, that explains the controls available to obtain multiple value franks:

CONTROL.

9. The control dial "B" can be turned to any of the following positions :
- (a) FRANK AND DATE. This will enable a turn of the handle to print the value indicated on the selector handle, postmark with date, and name or slogan, the envelope being ejected :-





- (b) FRANKS. This produces the frank impression only (postmark and slogan being cut out) the envelope remaining in the machine ready for another impression. IT IS ESSENTIAL FOR THE HANDLE "C" TO BE GIVEN A COMPLETE TURN.
- (c) TWO FRANKS AND DATE. If the control is turned to this position the handle can be turned twice and the envelope will be ejected after the second turn bearing two frank impressions of the value indicated together with postmark, date and slogan :-



THE CONTROL AUTOMATICALLY REVERTS TO THE "FRANK AND DATE" POSITION (a) AFTER THE MACHINE HAS BEEN OPERATED IN POSITION (c).


10. If long envelopes are being used the best way to obtain a combination of two or three values is to turn the control to the (b) position until the last one is required, when it should be set at position (a). After each turn the envelope will position itself without being touched. See left hand illustration below.

10a. If envelope space is limited the envelope may be moved about $\frac{1}{4}$ " to the left after each turn of the handle, i.e. in line with the white marks. The result is illustrated in the right hand illustration below :-




Historic Items continued

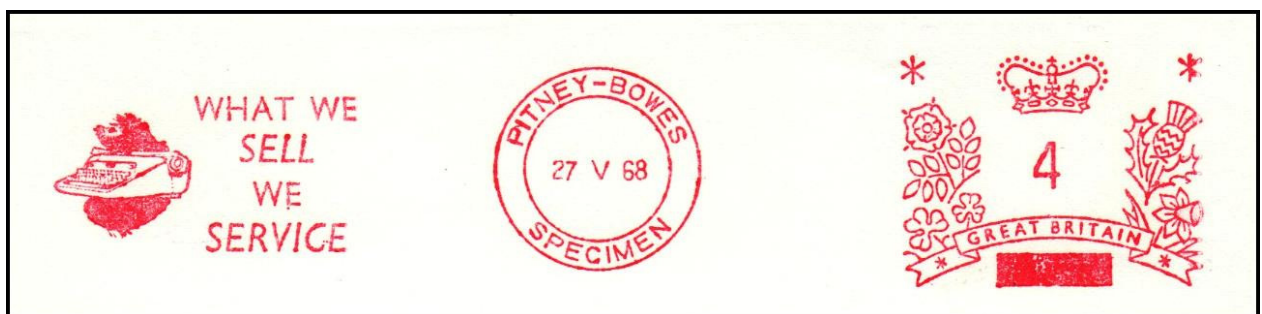
Peter Huss sends this magnificent German steam locomotive from 1985.



Peter Mantell sends two unusual Pitney Bowes specimen franks from 1968. The first has a logo in Arabic characters.



The second frank appears to be a hedgehog holding a typewriter!




Other than London, it is unusual to see city districts appearing in pre-decimal franks but Peter Mantell has found this town mark from 1964 inscribed 'EDINBURGH 15'.



Meter Thematics

Peter Mantell has found this attractive eagle being the logo from the Belhaven Hill boarding school in Dunbar.



Alan Godfrey sends this frank with an unusual design. It is from I.B. RedGuy - a specialist dealer in Revenue, Cinderella, Railway and Telegraph Stamps.



Peter Huss sends this frank from the Haribo factory based in Pontefract, West Yorkshire. It is a German confectionery company, founded in 1920 by Johannes ("Hans") Riegel, Sr. Haribo is headquartered in Bonn and the name is formed from an abbreviation of **Hans Riegel**.



Finally, Peter Mantell has found this attractive logo from Bulldog MG, a car dealership based in Twyford near Reading. It receives my 'Meter Thematic of the Month' award.

